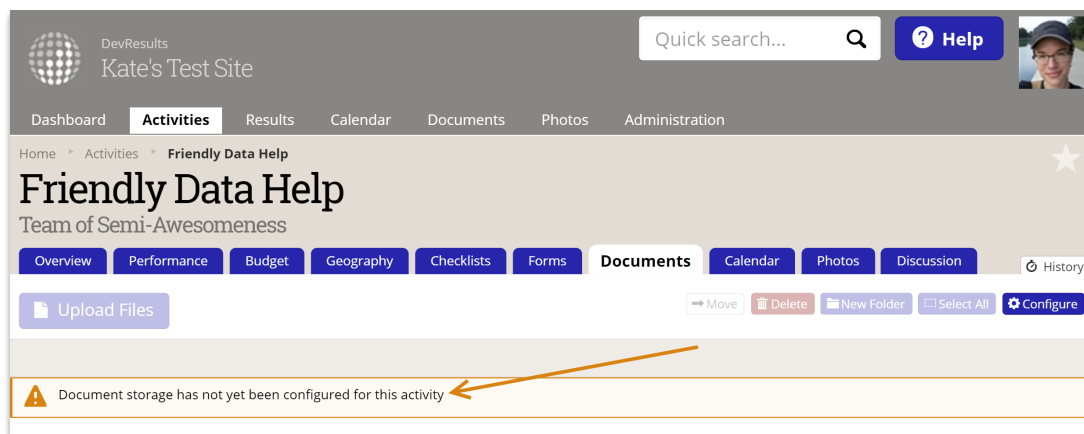


# Dropbox Integration: Linking Individual Activity & Indicator Documents tabs to Dropbox folders

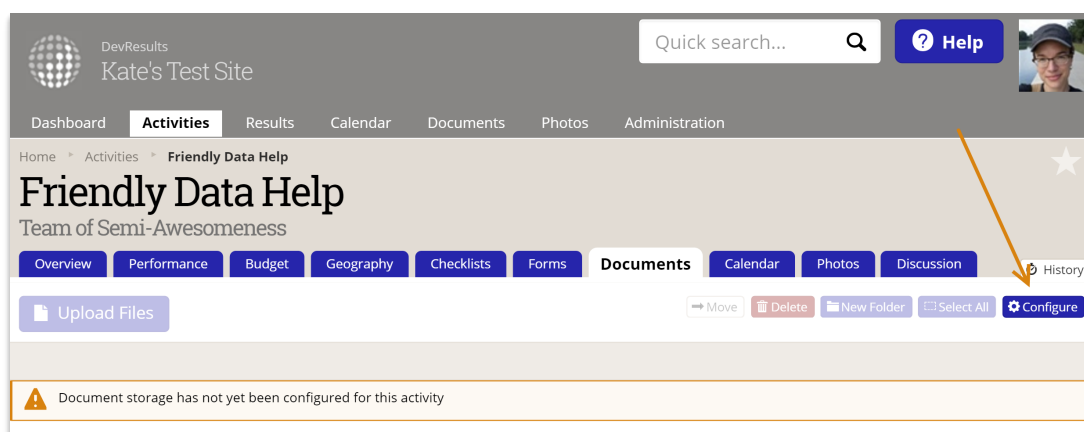
Last Modified on 04/09/2018 3:45 pm EDT

Once the [Dropbox integration is configured](#) for your site, you can link the Documents tabs for individual activities and indicators to subfolders in your Dropbox account.

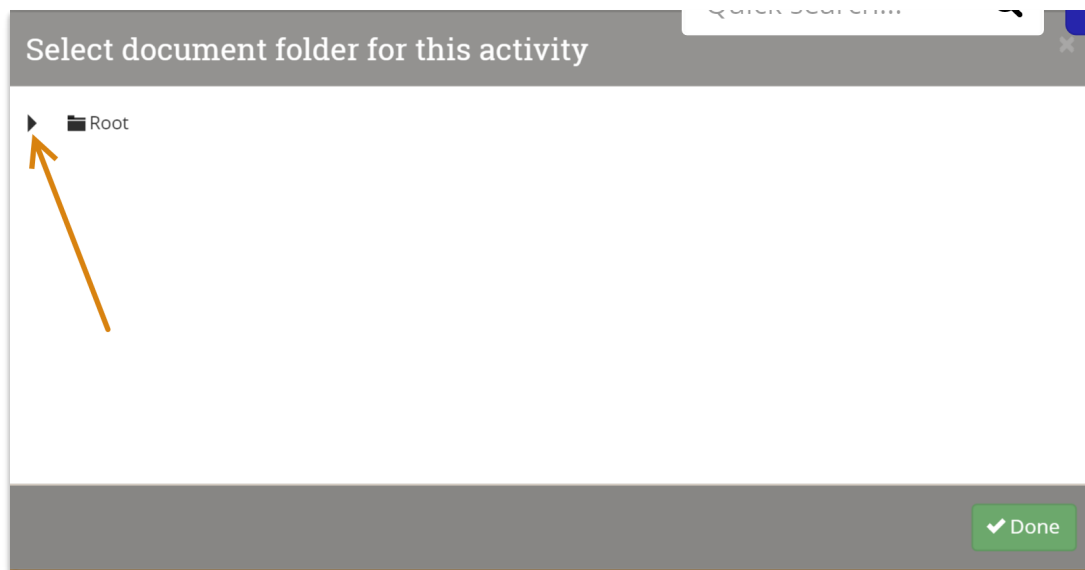
Go to the **Documents** tab for the activity or indicator. If you've properly set up Dropbox to your site, you'll see a warning that document storage has not been set up for this activity:



Click the **Configure** button in the upper right corner of the Documents tab:

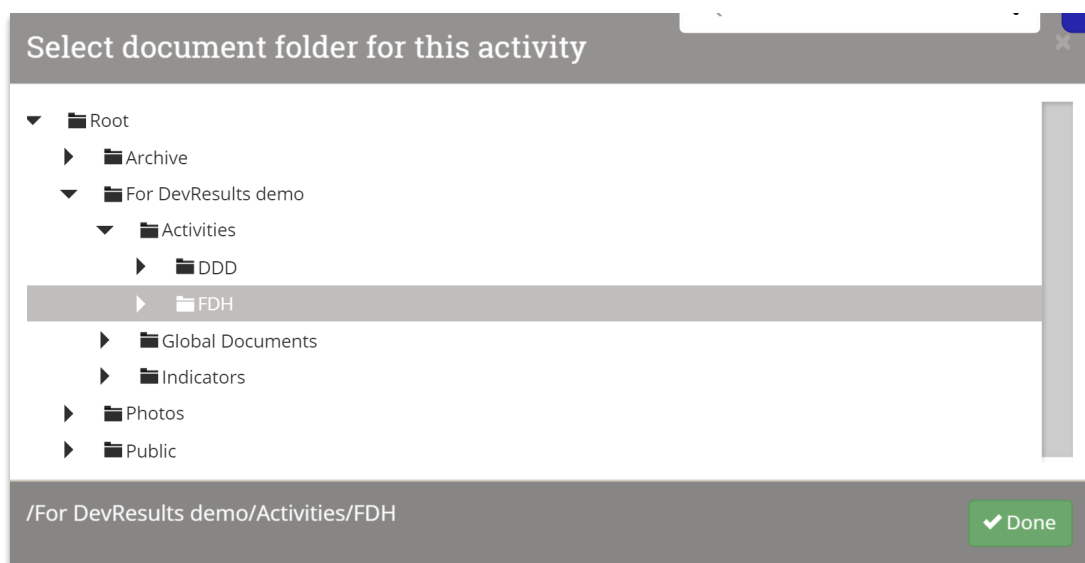


You'll see a pop-up with the folder hierarchy in your Dropbox account. Click the arrows to expand the folder tree:




Then

click on the folder you want to associate with this activity or indicator:





As soon


as you make a selection, DevResults saves it. The page will refresh in the background to display all the subfolders and files in that Dropbox folder. Click **Done** to close the pop-up.

DevResults

Kate's Test Site

Quick search...

 Help



DashboardActivitiesResultsCalendarDocumentsPhotosAdministration

Home > Activities > Friendly Data Help


# Friendly Data Help


Team of Semi-Awesomeness


OverviewPerformanceBudgetGeographyChecklistsFormsDocumentsCalendarPhotosDiscussionHistory

Upload FilesMoveDeleteNew FolderSelect AllConfigure

Documents

Notes

post\_training\_checklist  
7 Jul 2016  
12 KB, DOCX

Query Templates  
7 Jul 2016  
12 KB, XLSX

This activity or indicator is now configured to use the Dropbox folder you assigned; all users with appropriate permissions will be able to view, edit, and delete documents here as if they are DevResults documents!

Didn't answer your question? Please email us at [help@devresults.com](mailto:help@devresults.com).

---

## Related Articles

---