

Awarded, Obligated, Disbursed: How is Each Calculated

Last Modified on 02/08/2018 5:05 pm EST

The dashboard offers the option to include tiles for top-line financial numbers via the Program Statistic widget: Awarded, Disbursed, Obligated, and Lifetime Budget.


Awarded, Disbursed, and Obligated are all calculated from the Activity Budget tabs. They only calculate for funding sources that are marked as "own funding." (To see which funding sources are marked as "own funding", go to **Administration > Funding Sources**. Funding sources with stars are "own funding.")

Name	Description	Type	Total Funding
★ Funding Source A		Program Funding	
★ Funding Source B		Program Funding	
★ Funding Source C		Program Funding	
Click to add...			
★			

★ This program's own funding is marked with a star.


Lifetime Budget is pulled from the Program Settings' Planned Budget.

Obligated



This tile is calculated using the **Activity Budget** page.

It sums the **Estimated Amount** column in the **Funding Sources** section of this page, for every funding source marked as "own funding."



Your Org Name

Sample Project

Dashboard

Activities

Results

Calendar

Documents

Photos

Administration

Home

Activities

Apprendre à Lire

Apprendre à Lire

Kunkle Associates

Overview

Performance

Budget

Geography

Checklists

Forms

Documents

Calendar

Photos


Discussion

Funding Sources

	Date	Funding Source	Estimated Amount	Currency	USD	Budgeted	Disbursed	% of Total
		Funding Source A	31,213,600	USD	31,213,600	23,770,500	22,115,200	80%
		Funding Source B	3,901,700	USD	3,901,700	3,693,148	3,317,346	10%
		Funding Source C	3,901,700	USD	3,901,700	3,599,235	3,195,062	10%
		Project Total			39,017,000	31,062,900	28,627,600	

Manage funding sources

Awarded



This tile is calculated using the **Activity Budget** page.

It sums the **Amount** column in the **Budget** section of this page, for every funding source marked as "own funding."

Your Org Name

Sample Project

Quick search...

Help

Dashboard

Activities

Results

Calendar

Documents

Photos

Administration

Home

Activities

Apprendre à Lire

Apprendre à Lire

Kunkle Associates

Overview

Performance

Budget

Geography

Checklists

Forms

Documents

Calendar

Photos

Discussion

1

Deliverable 2

4,402

USD

Approve Now

Upload

Click to add...

Funding Source A

Funding Source B

Funding Source C

Budget

Date	Item	Category	Amount	Currency	USD	Expenses	Remaining
	Construct...	Construction	4,787,253	USD	4,787,253	4,437,326	349,927
	Sub-contr...	Sub-contracts	4,961,314	USD	4,961,314	4,611,136	350,178
	Construct...	Construction	4,689,799	USD	4,689,799	4,680,991	8,808
	Travel	Travel	4,715,874	USD	4,715,874	4,236,980	478,894
	Participant...	Participant Passth...	4,616,335	USD	4,616,335	4,148,812	467,523
Totals					23,770,575	22,115,245	1,655,330

Import Budget Line Items

Export Budget Line Items

Manage budget categories

Budget Breakdown Funding Source A

Budget Status Funding Source A

DevResults

Delete this activity

Done

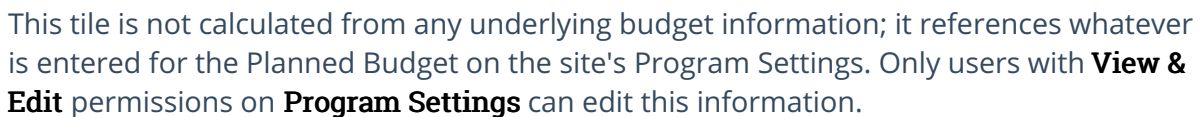
Disbursed



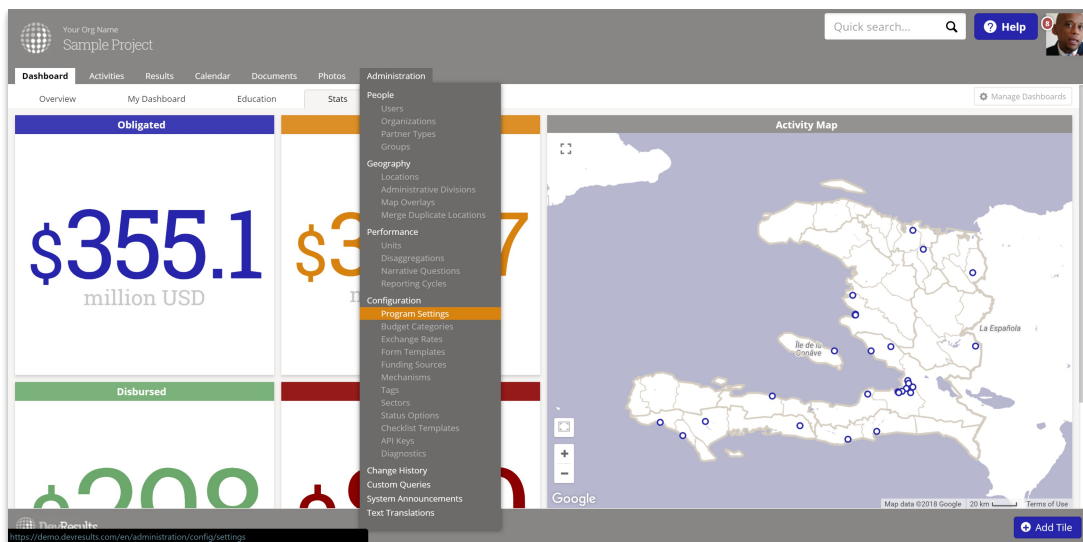
This tile is calculated using the **Activity Budget** page.

It sums the **Disbursements** column in the **Expenses and Disbursements** section of this page, for every funding source marked as "own funding."

Lifetime Budget



To do so, go to **Administration > Program Settings**.



Edit the Planned Budget field in the Program Information:

A screenshot of the 'Program Settings' page in the DevResults Sample Project. The page title is 'Program Settings'. Under the 'Program Information' section, there are several fields: 'Program Name' (Sample Project), 'Organization' (Your Org Name), 'Web Address' (demo.devresults.com), 'Program Description' (Paragraph-length description of this program (optional)), and 'Planned Budget' (850,000). An orange arrow points to the 'Planned Budget' field, which is highlighted with a red border.

Didn't answer your question? Please email us at help@devresults.com.

Related Articles